

# 801 LED Installation Permanent Beacon - PG29 (Ø 37 mm)



Tube adaptor as accessory



Accessories

## ① TECHNICAL SPECIFICATIONS/ORDER SPECIFICATIONS:

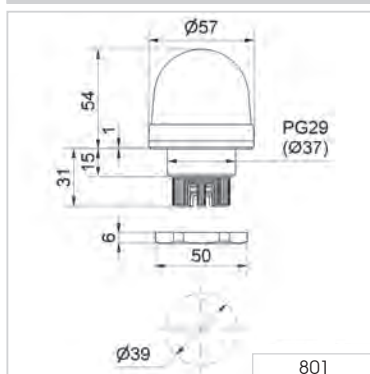
Dimensions (Ø x Height):	57 mm x 54 mm (Protrusion from panel)		
Housing:	PC/ABS-Blend Socket: PA-GF, high impact		
Lens:	PC, transparent		
Fixing:	Installation mounting for Ø 37 mm (PG29)		
Connection:	Screw terminal 0.5 - 1.5 mm <sup>2</sup>		
Life duration:	Up to 100,000 hrs		
Voltage:	24 V AC/DC	115 V AC	230 V AC
Current consumption:	45 mA	25 mA	25 mA
red	<b>801 100 75</b>	<b>801 100 67</b>	<b>801 100 68</b>
green	<b>801 200 75</b>	<b>801 200 67</b>	<b>801 200 68</b>
yellow	<b>801 300 75</b>	<b>801 300 67</b>	<b>801 300 68</b>

Further colours and voltages on request.

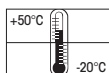

## ✂ ACCESSORIES:

Tube adaptor	<b>975 812 01</b>
Base with integrated tube, Ø 25 mm, 110 mm long, plastic	<b>975 840 10</b>
Base for tube mounting	<b>975 840 90</b>
Base for base mounting	<b>975 812 02</b>
Tube Ø 25 mm, all anodised aluminium	
100 mm long	<b>975 845 10</b>
250 mm long	<b>975 840 25</b>
400 mm long	<b>975 840 40</b>
Anti-twist device	<b>975 815 22</b>
Surface housing IP 65	
for 1 Installation Beacon	<b>975 815 03</b>
for 2 Installation Beacons	<b>975 815 07</b>
for 3 Installation Beacons	<b>975 815 08</b>
for 4 Installation Beacons	<b>975 109 05</b>

## ← TECHNICAL DIAGRAM:



Signalisation index	
LED Permanent Light	3



24 V

